

CATALOG BEST VIEWED IN SUNLIGHT

COBBLESTONE

BASE COLOR: U12 Sunset Beige
RELEASE COLOR: R14 Walnut

DECORATIVE CONCRETE

SikaStamp[®] PATTERN SELECTION GUIDE

BUILDING TRUST





WELCOME
TO THE START
OF YOUR
DREAM HOME.

TABLE OF CONTENTS

4	The Stamped Concrete Process
6	Slate Patterns
12	Stone Patterns
30	Brick Patterns
34	Wood Patterns
40	Textures
48	Border Patterns
50	Compass Patterns
52	Form Liners



THE STAMPED CONCRETE PROCESS

In the pages ahead we hope to open your eyes to a world of unparalleled distinction and choices. From interior flooring to exterior hardscapes, nothing quite compares to the versatility and reliability of colored and stamped concrete. Sika has spent decades developing and perfecting the coloring and tools used in stamped concrete, resulting in our exclusive line of decorative concrete products.

Every Sika employee understands that this is a very important project for you and your family. Please understand that it is important to us as well. Our business is based on the success of every project and the happiness of each and every customer that uses our products. Please use this catalog and the appropriate physical SikaColor® color chart(s) as a guide to helping you make choices for your project. *This brochure is offered as a visual aid. When precise color matching is required, a jobsite sample is recommended.*

Before you begin your selection process, it is important that you have a basic understanding of the stamped concrete process. Please understand that this is a brief overview only and should you have any further questions, we encourage you to talk with your contractor, reach out to one of our distributors, or contact us.

PATTERN


This selection guide features over 70 patterns to choose from, each with unique color combination options. Once you have decided on a location for your stamped concrete, you can focus on the vision for the final product. Stamped concrete can be broken into five basic pattern types: Brick, Stone, Slate, Wood, and Texture. Using these as a reference will help you narrow down which patterns to look at first. *Tip: Consider patterns that compliment your existing hardscape or interior decor rather than trying to “match” existing surfaces and/or surroundings.*

BASE COLOR

Once your pattern is chosen, you must select colors. Most stamped concrete features two colors: a base, and an accent color. Base colors can be created in two ways, using integral color or color hardener. With either method, your end result will emphasize this color.

Integral Color | Integral color is mixed into the concrete in the truck. It is either added at the concrete plant or on the project site before pouring. It is the most common way to color concrete, and Sika provides a premium integral color system called SikaColor®-100 P Integral Concrete Color. This system is preferred by contractors and is unmatched by competitors. When you select from our color charts,





**BASE
COLOR**

**RELEASE
COLOR**



STAMPED



WASHED



SEALED

require that your contractor use SikaColor® to ensure success in your job.

Color Hardener | An alternative to integral color is shake-on color hardener. *SikaColor®-200 Color Hardener* is broadcast on the concrete during the initial stages of the finishing process and worked into the surface to create the base color. Not all contractors use color hardener, so be sure to discuss prior to selecting colors. Color hardener will create the base color similar to integral color, but has additional coloring options and creates a hardened, more dense surface.

RELEASE COLOR

Release agent is used to keep the stamp from sticking during stamping. It also offers an accent color to the concrete. When selecting the release color, be sure to use a color that accents your base color. *Tips: Usually, darker release agents over lighter base colors work best. SikaCem®-800 Clear Liquid Release and SikaColor®-350 Antiquing Agent can be used to achieve similar results.*



STAMPING

Immediately following application of the release agent, your contractor will begin the stamping process by stamping the stamping tools into the concrete surface. The texture and/or pattern is created as the tool is pressed into the concrete. A portion of the colored release agent is embedded into the textured surface of the concrete during this process.

WASHING AND CUTTING

Be sure to discuss the location of the control joints

with your contractor prior to pouring so that you are prepared once they begin. Once the area is thoroughly cleaned, you will see the integral color with accents of the release color. Final colors will not appear until the concrete is sealed and fully cured.

SEALING

Discuss sealer options with your contractor. Sika offers a premium line of curing and sealing products called *SikaCem®-100 Clear Guard®* and *SikaCem®-100 PRO 350®*. These have become the chosen brand for decorative concrete applications. Sealed surfaces may be slippery during application, prior to drying, and when wet with water or liquids after drying. Use of *SikaCem®-100 Slip-Resistant Additive* is recommended on exterior applications, and a non-slip wax on interior applications. If you are looking for a matte finish, ask about *SikaCem®-100 Flattening Paste*.


MAINTENANCE

Maintaining your newly stamped concrete is important! Periodically inspect cured and sealed surfaces for wear or damage. All concrete curing and sealing components will eventually exhibit the effects of weathering and traffic. For maximum coating life and performance, wipe up all chemical solvent or petroleum spills as soon as possible. Remove abrasive debris by sweeping or vacuuming. Do not drag, drop or place sharp edges on sealed surfaces. Periodic washings with mild detergents will help maintain surface luster. Do not use solvent or acid-based cleaning materials for general cleaning. Hot car tires or turning tires while car is standing may damage the sealer. Surfaces that will be subjected to car traffic, de-icing salts, or chemical exposure may exhibit wear more quickly. In most cases, stamped concrete does not need to be sealed every year. A build-up of sealer can cause delamination issues, so be sure to discuss re-sealing with your contractor.

SLATE PATTERNS



MAJESTIC ASHLAR
BASE COLOR: U16 Harvest Wheat
RELEASE COLOR: R23 Smoke



MAJESTIC ASHLAR
BASE COLOR: U26 Lanon Stone
RELEASE COLOR: R23 Smoke



MAJESTIC ASHLAR
BASE COLOR: U16 Harvest Wheat
RELEASE COLOR: R14 Walnut

LEFT | Border is HEAVY STONE TEXTURE
BELOW | Borders stained with SikaColor® REACTIVE ACID STAIN



MAJESTIC ASHLAR
BASE COLOR: U35 Shadow Slate
RELEASE COLOR: R28 Slate Gray



MAJESTIC ASHLAR
BASE COLOR: U29 Soapstone
RELEASE COLOR: R26 Cape Cod Gray

COMPLETE YOUR
PATIO WITH A
MAJESTIC ASHLAR
HARDSCAPE.



MAJESTIC ASHLAR
BASE COLOR: U26 Lanon Stone
RELEASE COLOR: R12 Storm Gray


SLATE




ASHLAR SLATE



BC: U18 Gull Gray
RC: R12 Storm Gray



BC: P28 Slate Gray
RC: R12 Storm Gray



BC: P31 Gray Linen
RC: R26 Cape Cod Gray




ASHLAR SLATE

BASE COLOR: U15 Coral Buff
RELEASE COLOR: R14 Walnut



CITY OF AURORA, IL

Aurora, IL chose the Ashlar Slate pattern to evoke an old English garden setting in their renovation of Sunken Gardens Park. Coloring the hardscape with **SikaColor®-100 P** (U35 Shadow Slate), antiqued with **SikaColor®-300** (R28 Slate Gray) further enhanced the Old World feeling. This project was awarded the 2002 National Landscape Grand Award.





COTTAGE SLATE

BASE COLOR: P22 Arena Buff
RELEASE COLOR: R14 Walnut



DIAMOND TILE

BASE COLOR: U51 Clary Sage
RELEASE COLOR: R26 Cape Cod Gray



COTTAGE SLATE

BASE COLOR: U25 Santa Fe Buff
RELEASE COLOR: R14 Walnut



3' X 3' SLATE
BASE COLOR: U18 Gull Gray
RELEASE COLOR: R13 Deep Charcoal



6" X 6" SLATE
BASE COLOR: U24 Georgia Clay
RELEASE COLOR: R25 Colina Tan



6" X 6" SLATE
BASE COLOR: P17 Terra Cotta
RELEASE COLOR: R12 Storm Gray



12" X 12" SLATE
BASE COLOR: U20 Smoke
RELEASE COLOR: R28 Slate Gray



18" X 18" SLATE
BASE COLOR: U26 Lanon Stone
RELEASE COLOR: R22 Arena Buff

STONE PATTERNS



FIELDSTONE
BASE COLOR: U13 Millstone
RELEASE COLOR: R23 Smoke

FIELDSTONE
BASE COLOR: U12 Sunset Beige
RELEASE COLOR: R26 Cape Cod Gray




ORCHARD STONE
BASE COLOR: U16 Harvest Wheat
RELEASE COLOR: R12 Storm Gray



FIELDSTONE
BASE COLOR: U25 Santa Fe Buff
RELEASE COLOR: R14 Walnut



ORCHARD STONE
BASE COLOR: P22 Arena Buff
RELEASE COLOR: R23 Smoke



ORCHARD STONE
BASE COLOR: U26 Lanon Stone
RELEASE COLOR: R23 Smoke




VERONA COBBLESTONE
BASE COLOR: U13 Millstone
RELEASE COLOR: R23 Smoke




VERONA COBBLESTONE
BASE COLOR: U13 Millstone
RELEASE COLOR: R13 Deep Charcoal




VERONA COBBLESTONE
BASE COLOR: U13 Millstone
RELEASE COLOR: R26 Cape Cod Gray



FOX VALLEY FLAGSTONE
BASE COLOR: U18 Gull Gray
RELEASE COLOR: R12 Storm Gray



FOX VALLEY FLAGSTONE
BASE COLOR: P17 Terra Cotta
RELEASE COLOR: R13 Deep Charcoal



FOX VALLEY FLAGSTONE
BASE COLOR: P24 French Cream
RELEASE COLOR: R25 Colina Tan




ASHLER STONE
BASE COLOR: U21 Sandstone
RELEASE COLOR: R12 Storm Gray

STONE



18" X 36" BLUESTONE
BASE COLOR: U21 Sandstone
RELEASE COLOR: R22 Arena Buff



18" X 36" BLUESTONE
BASE COLOR: P28 Slate Gray
RELEASE COLOR: R13 Deep Charcoal

18" X 36" BLUESTONE
BASE COLOR: U18 Gull Gray
RELEASE COLOR: R12 Storm Gray



24" X 24" BLUESTONE
BASE COLOR: U16 Harvest Wheat
RELEASE COLOR: R25 Colina Tan



24" X 24" BLUESTONE
BASE COLOR: P24 French Cream
RELEASE COLOR: R25 Colina Tan

24" X 24" BLUESTONE
BASE COLOR: U29 Soapstone
RELEASE COLOR: R28 Slate Gray



STONE

COLORADO FLAG

BASE COLOR: U13 Millstone
RELEASE COLOR: R12 Storm Gray



COLORADO FLAG
BASE COLOR: U18 Gull Gray
RELEASE COLOR: R12 Storm Gray



YORK BLUESTONE
BASE COLOR: P31 Gray Linen
RELEASE COLOR: R26 Cape Cod Gray



INNER | YORK BLUESTONE
BORDER | BLUESTONE TEXTURE
BASE COLOR: U29 Soapstone
RELEASE COLOR: R26 Cape Cod Gray

STONE



ENGLISH RIVENSTONE
BASE COLOR: P17 Terra Cotta
RELEASE COLOR: R12 Storm Gray



ENGLISH RIVENSTONE
BASE COLOR: U16 Harvest Wheat
RELEASE COLOR: R25 Colina Tan

*Other colors achieved with numerous
SikaColor® reactive acid stain colors*



TETRA STONE
BASE COLOR: U10 Sonoran Tan
RELEASE COLOR: R14 Walnut



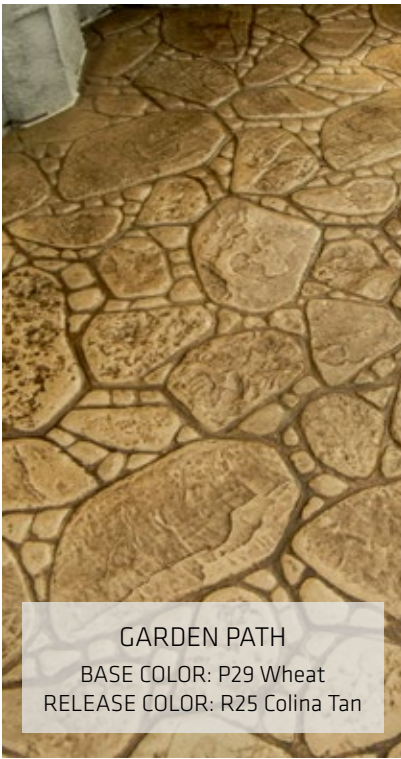
TETRA STONE
BASE COLOR: U18 Gull Gray
RELEASE COLOR: R23 Smoke



ENGLISH RIVENSTONE
BASE COLOR: P24 French Cream
RELEASE COLOR: R26 Cape Cod Gray



TETRA STONE
BASE COLOR: U18 Gull Gray
RELEASE COLOR: R12 Storm Gray



GARDEN PATH
BASE COLOR: P29 Wheat
RELEASE COLOR: R25 Colina Tan



APPALACHIAN FLAGSTONE
BASE COLOR: P26 Cape Cod Gray
RELEASE COLOR: R12 Storm Gray


YOUR IDEAL BACK
YARD IS ONLY A
STONE'S THROW
AWAY.



APPALACHIAN FLAGSTONE
BASE COLOR: P24 French Cream
RELEASE COLOR: R22 Arena Buff



8" TUMBLED EDGE STONE
BASE COLOR: U31 Weathered Terra Cotta
RELEASE COLOR: R13 Deep Charcoal



BROOK STONE
BASE COLOR: P29 Wheat
RELEASE COLOR: R29 Wheat



DUBLIN COBBLE
BASE COLOR: P31 Gray Linen
RELEASE COLOR: R12 Storm Gray

STONE



MAYAN COBBLESTONE
BASE COLOR: U24 Georgia Clay
RELEASE COLOR: R14 Walnut



MAYAN COBBLESTONE CIRCLE

BASE COLOR: U26 Lanon Stone
RELEASE COLOR: R12 Storm Gray

Available in 5', 10', or 15'.



MAYAN COBBLESTONE

BASE COLOR: U14 Pewter
RELEASE COLOR: R12 Storm Gray

STONE



MAYAN COBBLESTONE
BASE COLOR: U24 Georgia Clay
RELEASE COLOR: R25 Colina Tan



BALTIC COBBLESTONE
BASE COLOR: U37 Sienna
RELEASE COLOR: R13 Deep Charcoal




MAYAN COBBLESTONE
BASE COLOR: P15 Brick Red
RELEASE COLOR: R13 Deep Charcoal



COBBLESTONE
BASE COLOR: U20 Smoke
RELEASE COLOR: R23 Smoke



COBBLESTONE
BASE COLOR: U13 Millstone
RELEASE COLOR: R12 Storm Gray



BALTIC COBBLESTONE
 BASE COLOR: U33 Hampshire Red
 RELEASE COLOR: R13 Deep Charcoal

DRIVE UP
 IN STYLE.



INNER | LARGE STONE FAN
BORDER | HEAVY STONE TEXTURE
 BASE COLOR: P31 Gray Linen
 RELEASE COLOR: R26 Cape Cod Gray



LARGE STONE FAN
 BASE COLOR: U12 Sunset Beige
 RELEASE COLOR: R23 Smoke

STONE



GRANITE HERRINGBONE

BASE COLOR: U13 Millstone
RELEASE COLOR: R13 Deep Charcoal



4" X 4" GRANITE SET

BASE COLOR: P26 Cape Cod Gray
RELEASE COLOR: R12 Storm Gray




OCTAGON STONE


BASE COLOR: U24 Georgia Clay
RELEASE COLOR: R14 Walnut



ENGLISH YORKSTONE
BASE COLOR: P24 French Cream
RELEASE COLOR: R14 Walnut

BRICK PATTERNS





CITY OF WASHINGTON, D.C.

Sika was asked to develop a running bond brick pattern to be installed in the crosswalks of Pennsylvania Avenue throughout the National Mall. The result, **Pennsylvania Avenue Brick Running Bond**, was designed to reflect the heritage of our Nation's Capital and to comfortably accommodate foot traffic. The crosswalks were colored with **SikaColor®-100 P** (U34 Brick Red) released with **SikaCem®-800 Clear Liquid Release**, giving the completed project a rich, classic appearance well-suited to its historical surroundings.

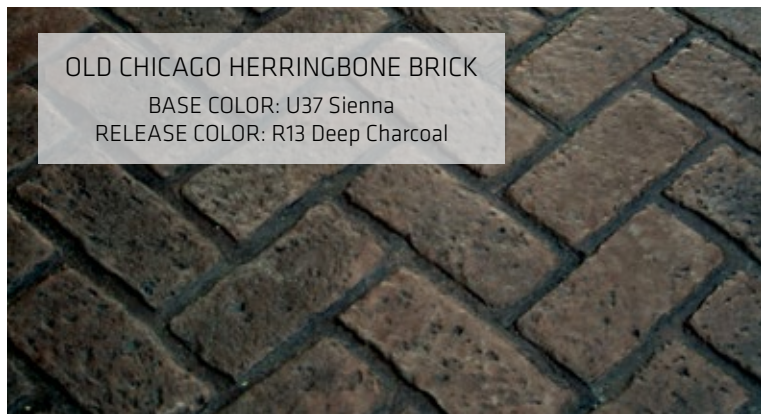
BRICK



OLD CHICAGO RUNNING BOND BRICK
BASE COLOR: U34 Brick Red
RELEASE COLOR: R13 Deep Charcoal



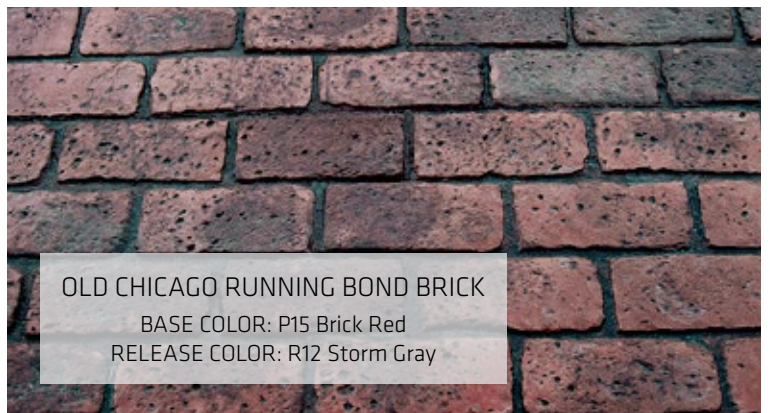
OLD CHICAGO RUNNING BOND BRICK
BASE COLOR: U37 Sienna
RELEASE COLOR: R12 Storm Gray



OLD CHICAGO HERRINGBONE BRICK
BASE COLOR: U37 Sienna
RELEASE COLOR: R13 Deep Charcoal



JUMBO BRICK RUNNING BOND
BASE COLOR: U31 Weathered Terra Cotta
RELEASE COLOR: R14 Walnut



OLD CHICAGO RUNNING BOND BRICK
BASE COLOR: P15 Brick Red
RELEASE COLOR: R12 Storm Gray



PENNSYLVANIA AVENUE
BRICK RUNNING BOND
BASE COLOR: U34 Brick Red
RELEASE COLOR: R13 Deep Charcoal



PENNSYLVANIA AVENUE
HERRINGBONE BRICK
BASE COLOR: U34 Brick Red
RELEASE COLOR: R12 Storm gray



NEW BRICK BASKET WEAVE
BASE COLOR: U33 Hampshire Red
RELEASE COLOR: R13 Deep Charcoal



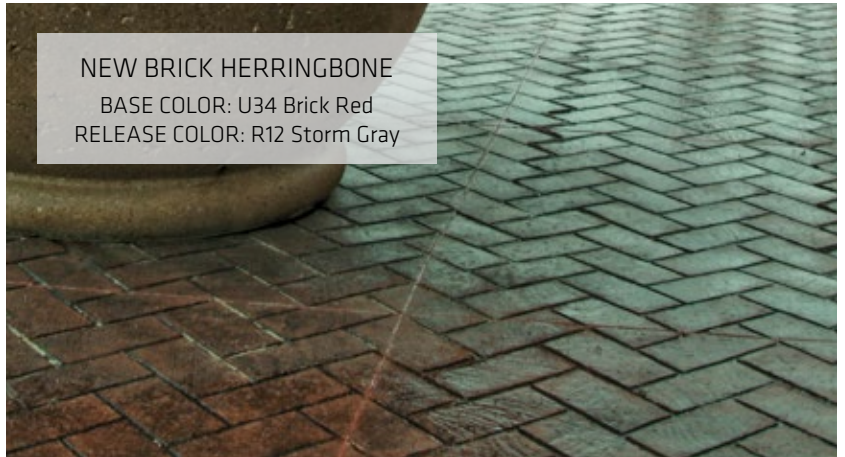
NEW BRICK RUNNING BOND
BASE COLOR: U24 Georgia Clay
RELEASE COLOR: R14 Walnut



NEW BRICK BASKET WEAVE
BASE COLOR: U34 Brick Red
RELEASE COLOR: R26 Cape Cod Gray



NEW BRICK HERRINGBONE
BASE COLOR: P16 Dark Red
RELEASE COLOR: R26 Cape Cod Gray



NEW BRICK HERRINGBONE
BASE COLOR: U34 Brick Red
RELEASE COLOR: R12 Storm Gray

WOOD PATTERNS



12" WOOD PLANK
BASE COLOR: U37 Sienna
RELEASE COLOR: R13 Deep Charcoal



GILPIN'S FALLS BRIDGE PLANK
BASE COLOR: U18 Gull Gray
RELEASE COLOR: R13 Deep Charcoal



GILPIN'S FALLS BRIDGE PLANK
BASE COLOR: P14 Walnut
RELEASE COLOR: R12 Storm Gray

THE REFINED LOOK
OF WOOD,
& THE DURABILITY OF
CONCRETE.



12" WOOD PLANK
BASE COLOR: U20 Smoke
RELEASE COLOR: R25 Colina Tan

WOOD



6" WOOD PLANK
BASE COLOR: P23 Smoke
RELEASE COLOR: R14 Walnut



6" WOOD PLANK
BASE COLOR: P25 Colina Tan
RELEASE COLOR: R12 Storm Gray



6" WOOD PLANK
BASE COLOR: U37 Sienna
RELEASE COLOR: R12 Storm Gray



3 1/2" HARDWOOD PLANKS
BASE COLOR: U25 Santa Fe Buff
RELEASE COLOR: R14 Walnut



3 1/2" HARDWOOD PLANKS
BASE COLOR: U11 Autumn Oak
RELEASE COLOR: R14 Walnut



3 1/2" HARDWOOD PLANKS
BASE COLOR: U25 Santa Fe Buff
RELEASE COLOR: R25 Colina Tan

WOOD



PEBBLEWOOD

BASE COLOR: U22 Salt Marsh Gray
RELEASE COLOR: R12 Storm Gray

**Above: Other colors achieved with numerous SikaColor®-350 Antiquing Agent and SikaColor® water-based stain colors.*



WOOD PAVER ASHLAR

BASE COLOR: U11 Autumn Oak
RELEASE COLOR: R13 Deep Charcoal





WOOD PAVER COBBLE
BASE COLOR: U10 Sonoran Tan
RELEASE COLOR: R14 Walnut



WOOD PAVER RUNNING BOND
BASE COLOR: U22 Salt Marsh Gray
RELEASE COLOR: R23 Smoke

TEXTURES



HEAVY STONE TEXTURE
BASE COLOR: U26 Lanon Stone
RELEASE COLOR: R23 Smoke




HEAVY STONE TEXTURE
BASE COLOR: U26 Lanon Stone
RELEASE COLOR: R23 Smoke



HEAVY STONE TEXTURE
BASE COLOR: U11 Autumn Oak
RELEASE COLOR: R26 Cape Cod Gray



SURFACE | HEAVY STONE TEXTURE
LINER | 4" CUT STONE FORM LINER
BASE COLOR: U26 Lanon Stone
RELEASE COLOR: R25 Colina Tan



HEAVY STONE TEXTURE
BASE COLOR: U26 Lanon Stone
RELEASE COLORS: R12 Storm Gray, R25 Colina Tan

TEXTURES



OXFORD SLATE TEXTURE
BASE COLOR: U16 Harvest Wheat
RELEASE COLOR: R13 Deep Charcoal



OXFORD SLATE TEXTURE
BASE COLOR: P22 Arena Buff
RELEASE COLOR: R29 Wheat



TRAVERTINE TEXTURE
BASE COLOR: P32 Bone
RELEASE COLOR: R22 Arena Buff

Travertine seamless texture saw cut into 15" x 30" running bond.



BLUESTONE TEXTURE
BASE COLOR: U16 Harvest Wheat
RELEASE COLOR: R14 Walnut



BLUESTONE TEXTURE
BASE COLOR: U28 Charcoal
RELEASE COLOR: R12 Storm Gray



HADLEY CREEK SHALE TEXTURE

BASE COLOR: U26 Lanon Stone

RELEASE COLOR: R23 Smoke



HADLEY CREEK SHALE TEXTURE

BASE COLOR: P22 Arena Buff

RELEASE COLOR: R12 Storm Gray



ITALIAN SLATE TEXTURE
BASE COLOR: U14 Pewter
RELEASE COLOR: R12 Storm Gray



QUARTZITE STRATA TEXTURE
BASE COLOR: P22 Arena Buff
RELEASE COLOR: R23 Smoke



INNER | ITALIAN SLATE TEXTURE
BORDER | HEAVY STONE TEXTURE
BASE COLOR: U26 Lanon Stone
RELEASE COLOR: R23 Smoke



CHISELED SLATE TEXTURE
 BASE COLOR: U13 Millstone
 RELEASE COLOR: SikaCem®-800 Clear
 Liquid Release



SURFACE | HEAVY STONE TEXTURE
LINER | 2 1/2" CANTILEVERED CUT STONE
 STEP LINER WITH RISER STONE LINER
 BASE COLOR: U26 Lanon Stone
 RELEASE COLOR: R23 Smoke



COARSE STONE TEXTURE
 BASE COLOR: U34 Brick Red
 RELEASE COLOR: R26 Cape Cod Gray



RIVER BOTTOM TEXTURE
 BASE COLOR: U25 Santa Fe Buff
 RELEASE COLOR: R14 Walnut



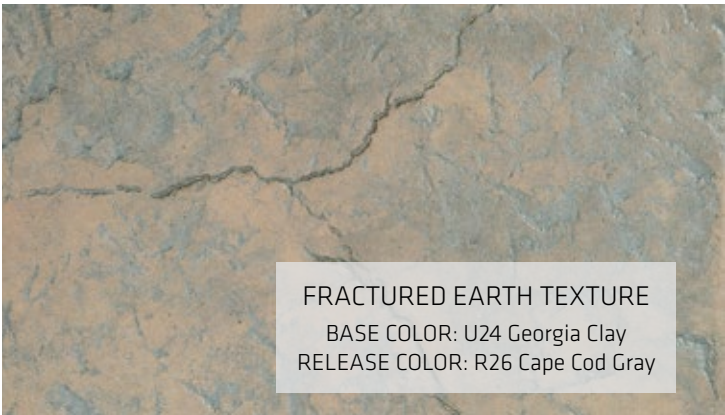
GRADED ROCK SALT TEXTURE
 BASE COLOR: U13 Millstone
 RELEASE COLOR: R14 Walnut



ROCK SALT TEXTURE
 BASE COLOR: U28 Charcoal
 RELEASE COLOR: SikaCem®-800 Clear
 Liquid Release



COARSE STONE TEXTURE
BASE COLOR: U34 Brick Red
RELEASE COLOR: R12 Storm Gray



FRACTURED EARTH TEXTURE
BASE COLOR: U24 Georgia Clay
RELEASE COLOR: R26 Cape Cod Gray



FRACTURED SLATE TEXTURE
BASE COLOR: U35 Shadow Slate
RELEASE COLOR: R28 Slate Gray


BORDER PATTERNS



9" X 54" BLUESTONE

BASE COLOR: U29 Soapstone

RELEASE COLOR: SikaCem®-800 Clear Liquid Release



INNER | OXFORD SLATE TEXTURE

BORDER | 4" TUMBLED EDGE STONE BORDER

INNER | BASE: P22 Arena Buff, RELEASE: R29 Wheat

BORDER | BASE: P17 Terra Cotta, RELEASE: R13 Deep Charcoal



INNER | OXFORD SLATE TEXTURE

BORDER | 4" X 4" GRANITE BORDER 2 ROW

INNER | BASE: P29 Wheat, RELEASE: R25 Colina Tan

BORDER | BASE: P23 Smoke, RELEASE: R26 Cape Cod Gray



18" TUMBLED EDGE STONE WITH 4" STONE BORDER

BASE COLOR: P32 Bone

RELEASE COLOR: R24 French Cream



ROMAN ROPE

BASE COLOR: U34 Brick Red

RELEASE COLOR: SikaCem®-800 Clear Liquid Release

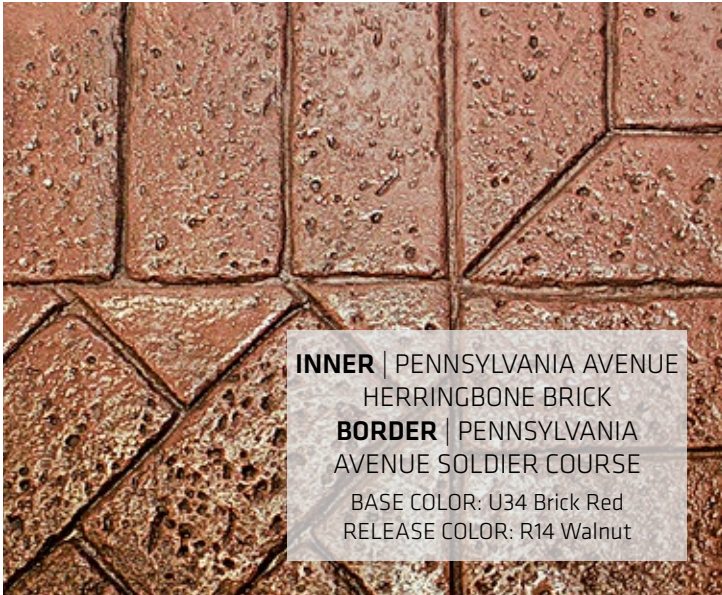


INNER | CHISELED SLATE TEXTURE

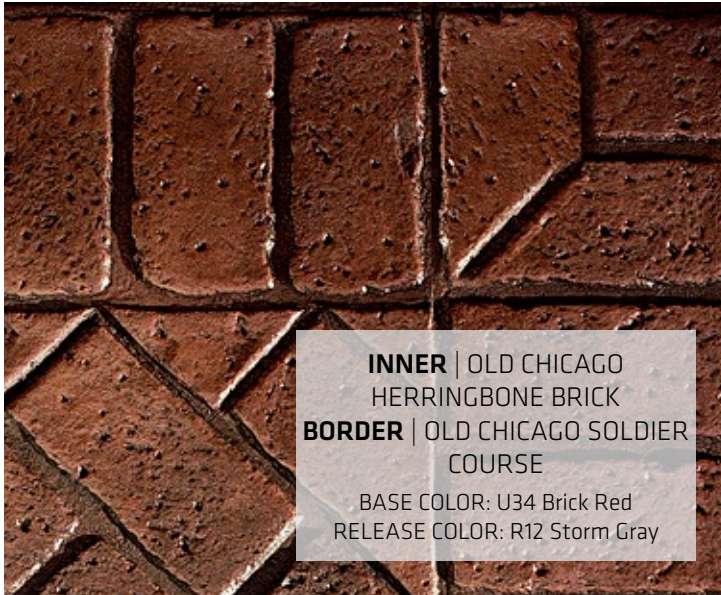
BORDER | 4" X 4" GRANITE BORDER 3 ROW

INNER | BASE: U26 Lanon Stone, RELEASE: R29 Wheat

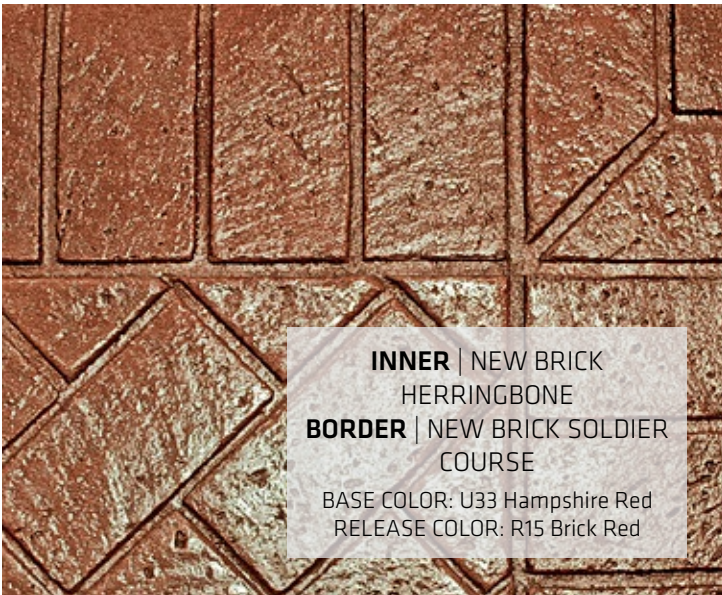
BORDER | BASE: P26 Cape Cod Gray, RELEASE: R13 Deep Charcoal



INNER | PENNSYLVANIA AVENUE
HERRINGBONE BRICK
BORDER | PENNSYLVANIA
AVENUE SOLDIER COURSE
BASE COLOR: U34 Brick Red
RELEASE COLOR: R14 Walnut



INNER | OLD CHICAGO
HERRINGBONE BRICK
BORDER | OLD CHICAGO SOLDIER
COURSE
BASE COLOR: U34 Brick Red
RELEASE COLOR: R12 Storm Gray



INNER | NEW BRICK
HERRINGBONE
BORDER | NEW BRICK SOLDIER
COURSE
BASE COLOR: U33 Hampshire Red
RELEASE COLOR: R15 Brick Red



NEW BRICK SOLDIER COURSE
STACKED
BASE COLOR: U37 Sienna
RELEASE COLOR: R14 Walnut



INNER | NEW BRICK
HERRINGBONE
BORDER | NEW BRICK SAILOR
COURSE
BASE COLOR: U33 Hampshire Red
RELEASE COLOR: R12 Storm Gray



INNER | COARSE STONE TEXTURE
BORDER | LARGE BRICK SOLDIER
COURSE
BASE COLOR: U25 Santa Fe Buff
RELEASE COLOR: R13 Deep Charcoal

COMPASS PATTERNS



96" WINDROSE 1/4 CIRCLE

BASE COLOR: P24 French Cream

RELEASE COLOR: R29 Wheat

*Other colors achieved with numerous
SikaColor® reactive acid stain colors.*



48" WINDROSE

BASE COLOR: P31 Gray Linen
RELEASE COLOR: R26 Cape Cod Gray
*Other colors achieved with numerous
SikaColor®-350 Antiquing Agent colors.*




48" COMPASS ROSE

BASE COLOR: P31 Gray Linen
RELEASE COLOR: R23 Smoke
*Other colors achieved with numerous
SikaColor®-350 Antiquing Agent colors.*


FORM LINERS




ONE PIECE CANTILEVERED
STEP LINER
BASE COLOR: U26 Lanon Stone



6" STACKABLE COBBLESTONE FORM LINER
CAP | 2 1/4" CUT STONE FORM LINER
BASE COLOR: U16 Harvest Wheat



45° STONE EDGE STEP LINER
BASE COLOR: U26 Lanon Stone

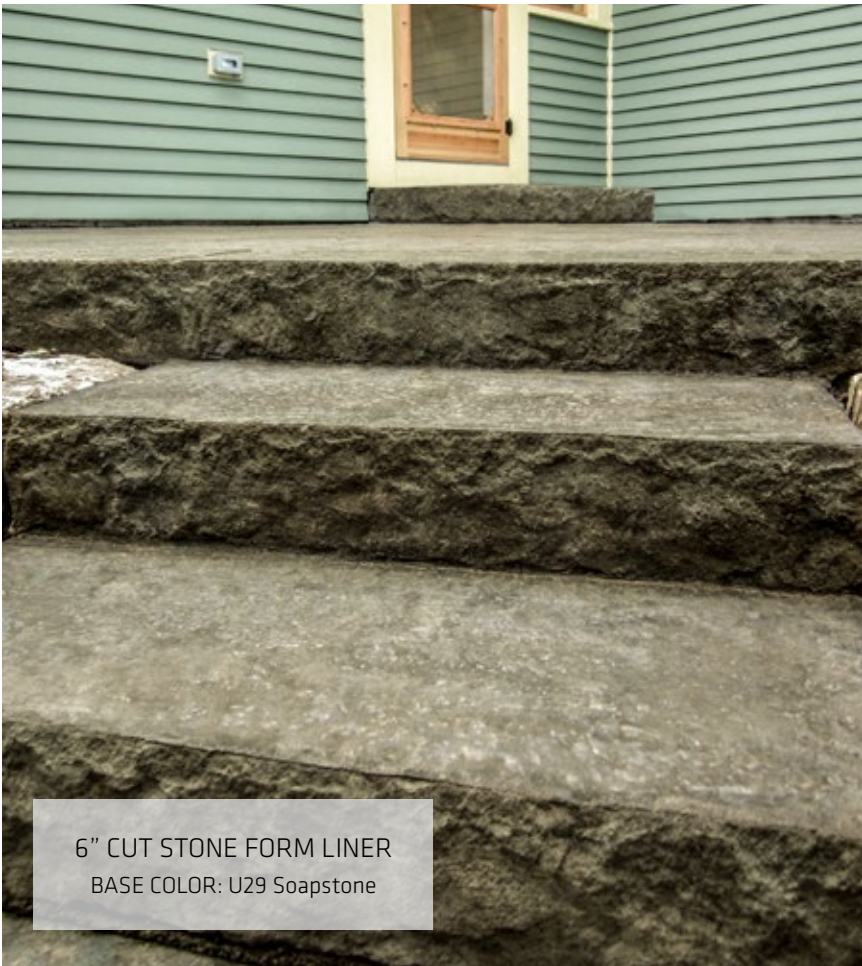


COUNTRY LEDGE COLUMN FORM WITH
COUNTRY LEDGE FORM LINER

CAPS | ARCADIAN STONE FORM LINER

BASE COLOR: U16 Harvest Wheat

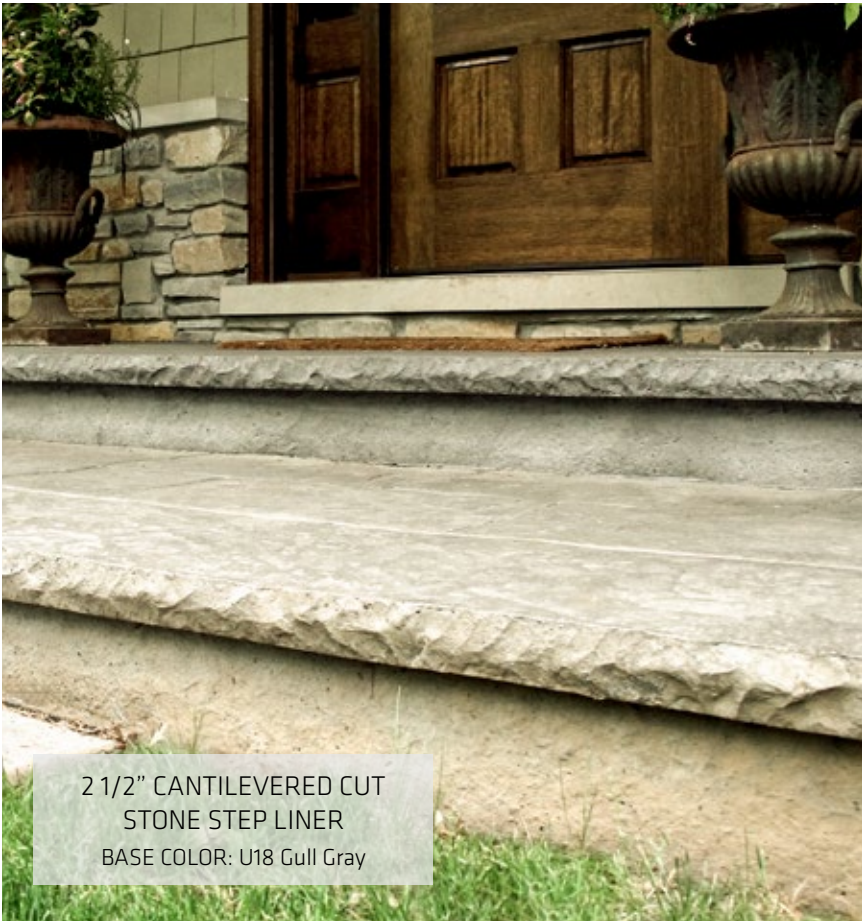
Wall is not sealed. Caps are sealed.



6" CUT STONE FORM LINER
BASE COLOR: U29 Soapstone



RISER STONE LINER
BASE COLOR: U13 Millstone



2 1/2" CANTILEVERED CUT
STONE STEP LINER
BASE COLOR: U18 Gull Gray



4" CUT STONE FORM LINER
BASE COLOR: U26 Lanon Stone



4" CANTILEVERED CUT
STONE STEP LINER
BASE COLOR: U28 Charcoal

SIKA FULL RANGE SOLUTIONS FOR CONSTRUCTION:



WATERPROOFING



CONCRETE



REFURBISHMENT



SEALING AND BONDING



FLOORING



ROOFING

All sales of Sika products are subject to Sika's current Terms and Conditions of Sale available at usa.sika.com or by calling 800-325-9504. Prior to each use of any Sika product, the user must always read and follow the warnings and instructions on the product's most current Product Data Sheet, product label and Safety Data Sheet, which are available at usa.sika.com or by calling Technical Services at 800-325-9504. Nothing contained in any Sika materials relieves the user of the obligation to read and follow the warnings and instructions for each Sika product as set forth in the current Product Data Sheet, product label and Safety Data Sheet prior to product use.

The sale of all Sika products are subject to the following Limited Warranty:

LIMITED MATERIAL WARRANTY

SIKA warrants this product for one year from date of installation to be free from manufacturing defects and to meet the technical properties on the current Product Data Sheet if used as directed within shelf life. User determines suitability of product for intended use and assumes all risks. Buyer's sole remedy shall be limited to the purchase price or replacement of product exclusive of labor or cost of labor.

NO OTHER WARRANTIES EXPRESS OR IMPLIED SHALL APPLY INCLUDING ANY WARRANTY OF MERCHANTABILITY OR FITNESS FOR A PARTICULAR PURPOSE. SIKA SHALL NOT BE LIABLE UNDER ANY LEGAL THEORY FOR SPECIAL OR CONSEQUENTIAL DAMAGES. SIKA SHALL NOT BE RESPONSIBLE FOR THE USE OF THIS PRODUCT IN A MANNER TO INFRINGE ON ANY PATENT OR ANY OTHER INTELLECTUAL PROPERTY RIGHTS HELD BY OTHERS.

Contact Sika:

Phone: 800.282.3388

Website: usa.sika.com

Our most current General Sales Conditions shall apply.

Please consult the Product Data Sheets prior to any use and processing.

Sika Corporation

625 West Illinois Ave

Aurora, IL 60506

Phone: 800.282.3388

usa.sika.com

CATALOG BEST VIEWED IN SUNLIGHT

© Sika Corporation / Target Market Concrete / 1113021 / 5/2021

BUILDING TRUST

